



No-Hub couplings made of high quality gaskets, stainless steel screws and bands. Offers excellent band load when 60 lbs. of installation torque is applied.




No-Hub Couplings

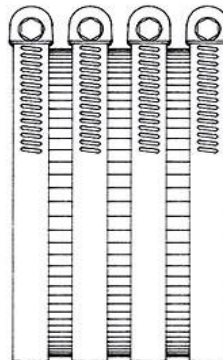
Product No.	Size	Case Quantity	App. Case Weight (lb.)
M150C	1-1/2"	100	24.00
M200C	2"	100	28.00
M215C	2" x 1-1/2"	100	36.00
M300C	3"	100	36.00
M320C	3" x 2"	100	61.00
M400C	4"	100	44.00
M420C	4" x 2"	100	107.50
M430C	4" x 3"	100	81.00
M500C	5"	30	27.50
M600C	6"	30	31.50
M800C	8"	20	31.00
M1000C	10"	10	21.00




Meet Specifications ASTM C1277, ASTM C564 and CSA B602



Size 1/2" THRU 4"



Size 5" 6"



Size 8" THRU 10"

Available in case quantity only



Heavy Weight No-Hub couplings made of high quality gaskets, stainless steel screws and bands. Offers excellent band load when 80 lbs. of installation torque is applied.

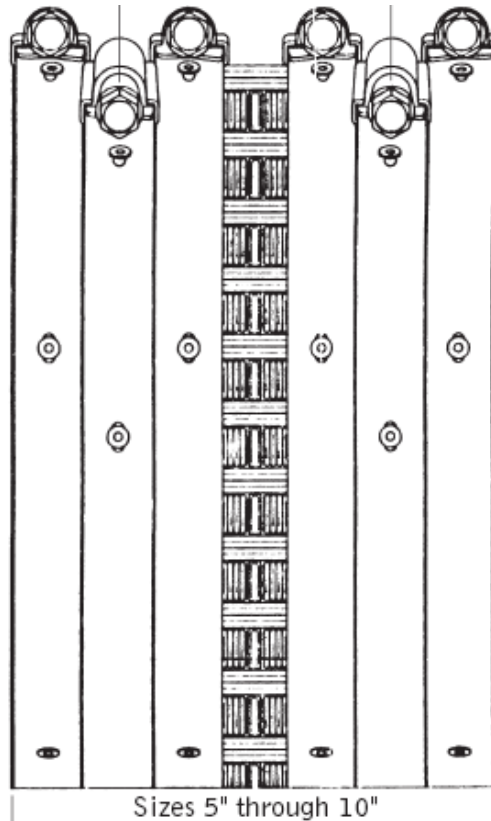
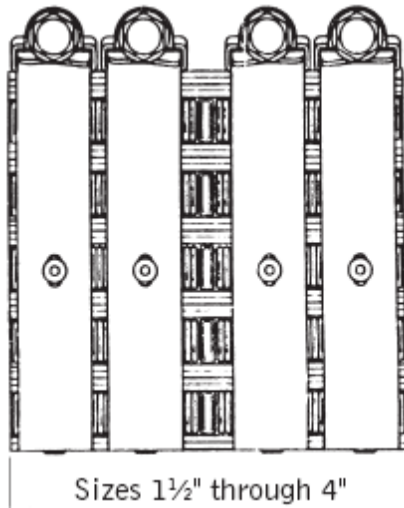


Heavy Weight Couplings

Product No.	Size	Case Quantity	App. Case Weight (lb.)
B200HW	2"	100	48.00
B300HW	3"	100	61.00
B400HW	4"	100	75.00
B500HW	5"	30	40.00
B600HW	6"	30	44.00
B800HW	8"	20	48.50
B1000HW	10"	10	31.00
B1200HW	12"	12	38.50



Meet Specifications ASTM C1540



Available in case quantity only



Flexible Couplings with 300 series stainless steel clamps and flexible sleeve molded with natural and synthetic rubber. Transitions all types of DWV plastic, copper, steel, cast iron and clay pipe.



Flexible Couplings

Product No.	Size	Case Quantity	App. Case Weight (lb.)
FC56-1515	1-1/2"	100	35.00
FC56-215	2" x 1-1/2"	100	39.00
FC56-22	2"	100	42.00
FC56-32	3" x 2"	80	51.00
FC56-33	3"	80	56.00
FC56-42	4" x 2"	60	53.00
FC56-43	4" x 3"	60	56.00
FC56-44	4"	60	58.00
FC56-53	5" x 3"	30	32.00
FC56-54	5" x 4"	30	35.00
FC56-55	5"	30	44.00
FC56-64	6" x 4"	20	45.00
FC56-65	6" x 5"	20	45.00
FC56-66	6"	20	49.00
FC56-84	8" x 4"	10	33.00
FC56-86	8" x 6"	10	32.00
FC56-88	8"	10	31.00



Meet Specifications ASTM C1173 and CSA B602

Available in case quantity only



Clay to Cast Iron or Plastic Couplings

Product No.	Size	Case Quantity	App. Case Weight (lb.)
FC02-44	4" Clay to 4" CI or PL	60	66.50
FC02-64	6" Clay to 4" CI or PL	20	64.00
FC02-65	6" Clay to 5" CI or PL	20	52.00
FC02-66	6" Clay to 6" CI or PL	20	50.00



Adjustable Repair Couplings (ARC Series)

Product No.	Size	Case Quantity	App. Case Weight (lb.)
B56-44 ARC	4" CI or PL to 4" CI or PL	24	30.50
B56-55 ARC	5" CI or PL to 5" CI or PL	18	33.50
B56-66 ARC	6" CI or PL to 6" CI or PL	10	30.50



Meet Specifications ASTM C1173 and CSA B602

Available in case quantity only



Specialty Couplings

Cast Iron to Plastic, Steel or Extra-Heavy Cast Iron

Product No.	Old No.	Product Description	App. Case Weight (lb.)	Mission No.
BCP-150	BP00-150	1-1/2" CI, PL or ST to 1-1/2" CI, PL or ST (40/case)	10.00	CP-150
BCP-22	BP00-22	2" CI, PL or ST to 2" CI, PL or ST (40/case)	11.25	CP-200
BCP-215	BP00-215	2" CI, PL or ST to 1-1/2" CI, PL or ST (40/case)	15.75	CP-215
BCP-33	BP00-33	3" CI to 3" PL, ST, or XH CI (40/case)	17.50	CP-33
BCP-43	BP00-43	4" CI to 3" PL, ST, or XH CI (40/case)	32.00	CP-43
BCP-44	BP00-44	4" CI to 4" PL, ST, or XH CI (40/case)	20.50	CP-44
BCP-55	BP00-55	5" CI to 5" PL, ST, or XH CI (18/case)	21.50	CP-55
BCP-66	BP00-66	6" CI to 6" PL, ST, or XH CI (18/case)	24.25	CP-66
BCP-88	BP00-88	8" CI to 8" PL, ST, or XH CI (12/case)	25.75	CP-88

Cast Iron, Plastic or Steel to Copper

Product No.	Old No.	Product Description	App. Case Weight (lb.)	Mission No.
BCK-110	BP01-110	3/4" PL, ST or 1" Copper to 1-1/2" CI, PL or ST (40/case)	14.25	CK-110
BCK-1125	BP01-1125	1-1/2" CI, PL or ST to 1-1/4" Copper or 1" PL (40/case)	13.25	CK-1125
BCK-150	BP01-150	1-1/2" CI, PL or ST to 1-1/2" Copper or 1-1/4" PL (40/case)	11.75	CK-150
BCK-2125	BP01-2125	2" CI, PL or ST to 1-1/4" Copper or 1" PL (40/case)	19.00	CK-2125
BCK-215	BP01-215	2" CI, PL or ST to 1-1/2" Copper or 1-1/4" PL (40/case)	17.25	CK-215
BCK-22	BP01-22	2" CI, PL, or ST, to 2" Copper (40/case)	15.75	CK-22
BCK-315	BP01-315	3" CI to 1-1/2" Copper or 1-1/4" PL (40/case)	32.00	CK-315
BCK-32	BP01-32	3" CI to 2" Copper (40/case)	29.75	CK-32
BCK-33	BP01-33	3" CI to 3" Copper (40/case)	21.75	CK-33
BCK-43	BP01-43	4" CI to 3" Copper (40/case)	35.50	CK-43
BCK-44	BP01-44	4" CI to 4" Copper (40 case)	25.50	CK-44

Cast Iron, Plastic or Steel to Tubular

Product No.	Old No.	Product Description	App. Case Weight (lb.)	Mission No.
BT-150	BP02-150	1-1/2" CI, PL or ST to 1-1/2" Tubular (40/case)	12.25	T-150
BT-215	BP02-215	2" CI, PL or ST to 1-1/2" Tubular (40/case)	19.00	T-215
BWT-150	BP02-155	1-1/2" Tubular to 1-1/2" Tubular (40/case)	14.50	BWT-150

Copper to Copper

Product No.	Old No.	Product Description	App. Case Weight (lb.)	Mission No.
BK-150	BP03-150	1-1/2" Copper to 1-1/2" Copper or 1-1/4" PL (40/case)	9.25	K-150
BK-200	BP03-22	2" Copper to 2" Copper (40/case)	17.00	K-200
BK-215	BP03-215	2" Copper to 1-1/2" Copper or 1-1/4" PL (40/case)	19.00	K-215
BK-300	BP03-33	3" Copper to 3" Copper (40/case)	24.00	K-300

Cast Iron to Cast Iron, Plastic or Steel

Product No.	Old No.	Product Description	App. Case Weight (lb.)	Mission No.
BC-320	BP04-320	3" CI to 2" CI, PL or ST (40/case)	27.25	C-320
BC-420	BP04-420	4" CI to 2" CI, PL or ST (40/case)	41.75	C-420
BC-430	BP04-430	4" CI to 3" CI (40/case)	33.00	C-430
BC-540	BP04-540	5" CI to 4" CI (18/case)	31.00	C-540



Specialty Couplings

Plastic, Steel or Extra-Heavy Cast Iron to Plastic, Steel or XHCI

Product No.	Old No.	Product Description	App. Case Weight (lb.)	Mission No.
BP-300	BP05-33	3" PL, ST, or XH CI to 3" PL, ST, or XH CI (40/case)	16.25	P-300
BP-430	BP05-43	4" PL, ST, or XH CI to 3" PL, ST, or XH CI (40/case)	31.00	P-430
BP-400	BP05-44	4" PL, ST, or XH CI to 4" PL, ST, or XH CI (40/case)	19.25	P-400
BP-600	BP05-66	6" PL, ST, or XH CI to 6" PL, ST, or XH CI (18/case)	20.25	P-600

Copper to Cast Iron, Plastic or Steel

Product No.	Old No.	Product Description	App. Case Weight (lb.)	Mission No.
BKC-215	BP06-215	2" Copper to 1-1/2" CI, PL or ST (40/case)	19.00	KC-215
BKC-32	BP06-32	3" Copper to 2" CI, PL or ST (40/case)	32.00	KC-32
BKC-43	BP06-43	4" Copper to 3" CI (40/case)	36.75	KC-43

Plastic, Steel or Extra-Heavy Cast Iron to Copper

Product No.	Old No.	Product Description	App. Case Weight (lb.)	Mission No.
BPK-32	BP07-32	3" PL, ST, or XH C. to 2" Copper (40/case)	27.75	PK-32
BPK-33	BP07-33	3" PL, ST, or XH CI to 3" Copper (40/case)	20.50	PK-33
BPK-43	BP07-43	4" PL, ST, or XH CI to 3" Copper (40/case)	35.00	PK-43
BPK-44	BP07-44	4" PL, ST, or XH CI to 4" Copper (40/case)	24.00	PK-44

Plastic, Steel or Extra-Heavy Cast Iron to Cast Iron, Plastic or Steel

Product No.	Old No.	Product Description	App. Case Weight (lb.)	Mission No.
BPC-32	BP08-32	3" PL, ST, or XH CI to 2" CI, PL or ST (40/case)	27.00	PC-32

Thinwall Plastic to Schedule 40 Plastic

Product No.	Old No.	Product Description	App. Case Weight (lb.)	Mission No.
BTWP-33	BP09-33	3" Thinwall PL. to 3" Sch. 40 PL (40/case)	21.75	TWP-33
BTWP-44	BP09-44	4" Thinwall PL. to 4" Sch. 40 PL (40/case)	23.00	TWP-44

Copper to Tubular

Product No.	Old No.	Product Description	App. Case Weight (lb.)	Mission No.
BKT-150	BP10-150	1-1/2" Copper to 1-1/2" Tubular (40/case)	22.00	KT-150
BKT-215	BP10-215	2" Copper to 1-1/2" Tubular (40/case)	19.75	KT-215



Meet Specifications ASTM C1460 and CSA B602

Available in case quantity only



Hose Clamps

Product No.	Product Description	Case / Master Carton Quantity	App. Case Weight (lb.)
BCL10A	1-1/16" Clamp w/ 12.7mm band	100 / 1000	4.00
BCL10U	1-1/16" Clamp w/ 12.7mm band	100 / 1000	4.00
BCL12A	1-1/4" Clamp w/ 12.7mm band	100 / 1000	4.20
BCL12U	1-1/4" Clamp w/ 12.7mm band	100 / 1000	4.20
BCL16A	1-1/2" Clamp w/ 12.7mm band	100 / 1000	4.40
BCL16U	1-1/2" Clamp w/ 12.7mm band	100 / 1000	4.40
BCL20U	1-3/4" Clamp w/ 12.7mm band	100 / 1000	4.60
BCL32U	2-1/2" Clamp w/ 12.7mm band	100 / 1000	5.60
BCL48U	3-1/2" Clamp w/ 12.7mm band	100 / 500	7.00
BCL64U	4-1/2" Clamp w/ 12.7mm band	100 / 500	8.00
BCL80U	5-1/2" Clamp w/ 12.7mm band	50 / 250	4.80
BCL96U	6-1/2" Clamp w/ 12.7mm band	50 / 250	5.20



Meet Specifications ANSI/SAE J1670

A - Stainless Band & Housing w/ Zinc Screw
U - All 300 Series Stainless

Test Caps

Product No.	Product Description	Case Quantity	App. Case Weight (lb.)
BTC-15	1-1/2" Test Cap (160/case)	160	23.50
BTC-20	2" Test Cap (150/case)	150	32.00
BTC-30	3" Test Cap (100/case)	100	38.00
BTC-40	4" Test Cap (80/case)	80	41.25
BTC-50	5" Test Cap (40/case)	40	40.50
BTC-60	6" Test Cap (40/case)	40	48.25

Connectors

Product No.	Product Description	Case Quantity	App. Case Weight (lb.)
BDWC-100	Dishwasher Drain Connector	100	10.00
BHG-1	Hose Grip Clothes Washer Connector	160	30.50

Available in case quantity only